

TREAT ALL: POLICY ADOPTION AND IMPLEMENTATION STATUS IN COUNTRIES

JULY 2017



With the *2016 Consolidated guidelines on the use of antiretroviral drugs for treating and preventing HIV infection*, WHO updated and launched new policy recommendations on the clinical and service delivery aspects of HIV treatment and care, and raised the bar to treat all PLHIV (**Treat All**). WHO has worked with countries to ensure uptake and implementation of these recommendations in support of the to the 90-90-90 targets.

Since 2013, WHO has implemented a country intelligence tool to better follow policy uptake and implementation at country level.

Data are presented for 194 WHO Member States – including 138 low- and middle-income countries (LMIC) – and 35 Fast-Track countries¹, respectively through July 2017.

- **60% of LMIC and 83% of Fast-Track countries have adopted a Treat All policy**, while another 15% of all LMIC and 11% of Fast-Track countries plan to adopt Treat All before the end of 2017. This is in contrast to 33% of all LMIC adopting Treat All policy measured one year ago.
- **By the end of 2017, 75% of all LMIC and 94% of Fast-Track countries will have adopted Treat All.**
- However, implementation is just getting underway and only 55 (40%) LMIC have put the policy for Treat All fully into practice and 12 (9%) LMIC have implemented treat all in a majority of treatment sites.
- Lifelong ART for pregnant women is nearly universally adopted and moving towards full implementation.
- By July 2017, 66% of LMIC and 80% of Fast-Track countries had adopted treat all for children (less than 10 years).



©UNAIDS

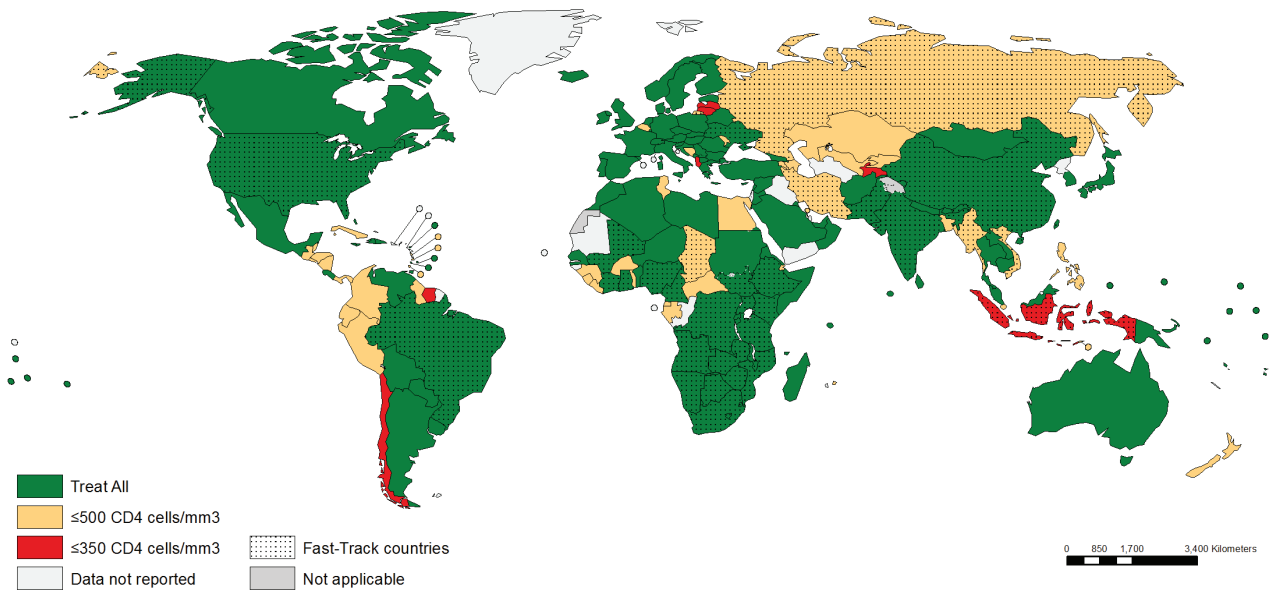
- 72% of LMIC adopted TDF + 3TC (or FTC) + EFV as the preferred first-line therapy, whereas an additional 18% of LMIC are making shifts to dolutegravir (DTG) containing regimens.
- Routine HIV viral load monitoring is fully implemented in 58% of LMIC and partially implemented in 25% of LMIC.

With the *2016 Consolidated ARV Guidelines*, WHO has rapidly updated global guidance to reflect new science regarding the benefit of early HIV treatment. There is broad support for universal treatment among fast track countries and many are committed to adopting a 'Treat All' policy by the end of 2016.

Almost all of Sub-Saharan Africa has moved very quickly (within a year) of the WHO launch of the recommendation to Treat All. WHO provides focused country implementation support, to those countries not yet implementing the recommendations with the goal of achieving the 90-90-90 targets by 2020.

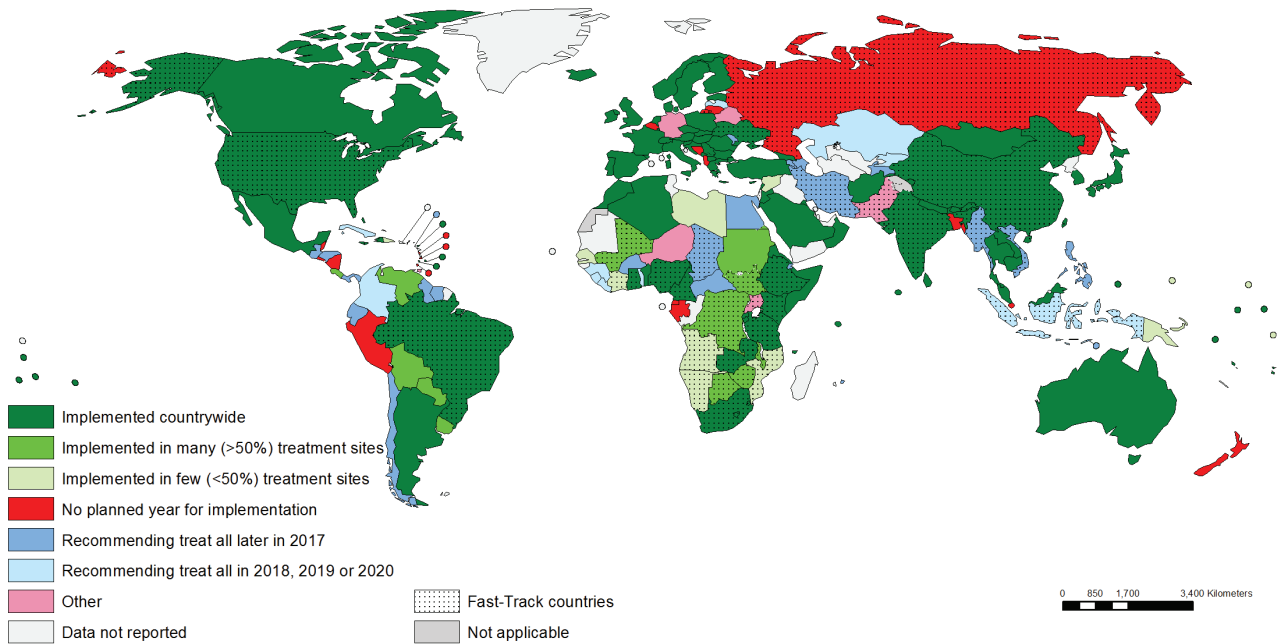
¹ Thirty five countries accounting for more than 90% of the people becoming newly infected with HIV have been designated Fast-Track countries requiring intensified action.

Uptake of WHO policy for Treat All ART initiation among adults and adolescents living with HIV (situation as of July 2017)




Global AIDS Monitoring (UNAIDS/WHO/UNICEF) and WHO HIV Country Intelligence Tool, 2017

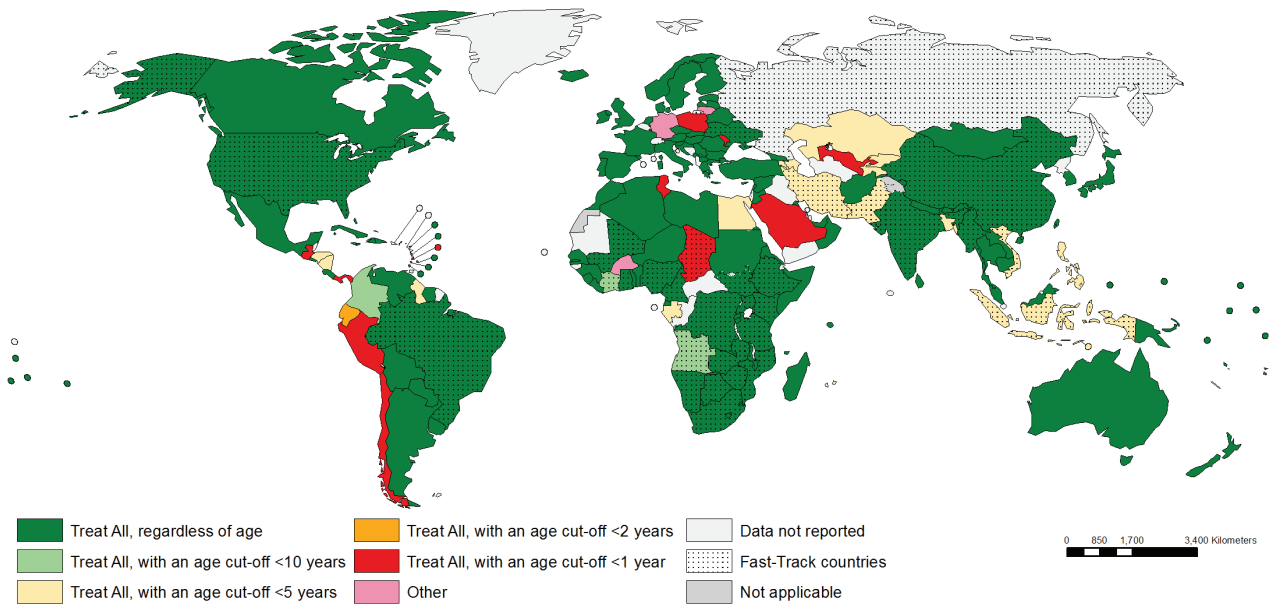
Implementation of Treat All recommendation among adults and adolescent living with HIV (situation as of July 2017)



Global AIDS Monitoring (UNAIDS/WHO/UNICEF) and WHO HIV Country Intelligence Tool, 2017

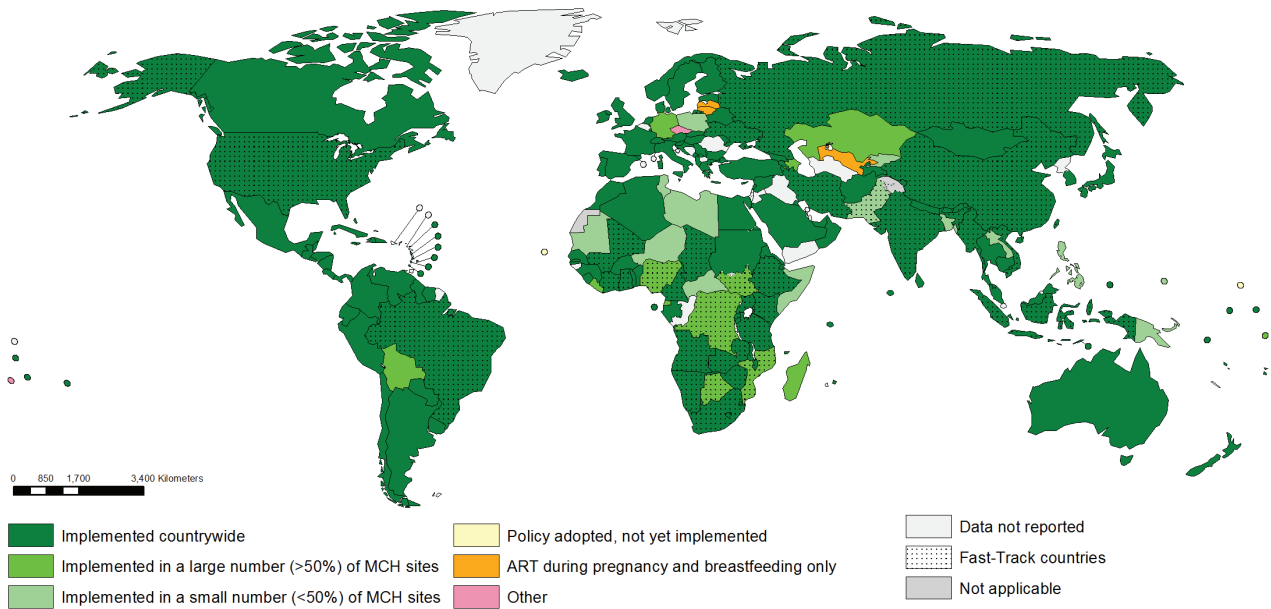


Uptake of Treat All among children and adolescents <15 years living with HIV (situation as of July 2017)




Global AIDS Monitoring (UNAIDS/WHO/UNICEF) and WHO HIV Country Intelligence Tool, 2017

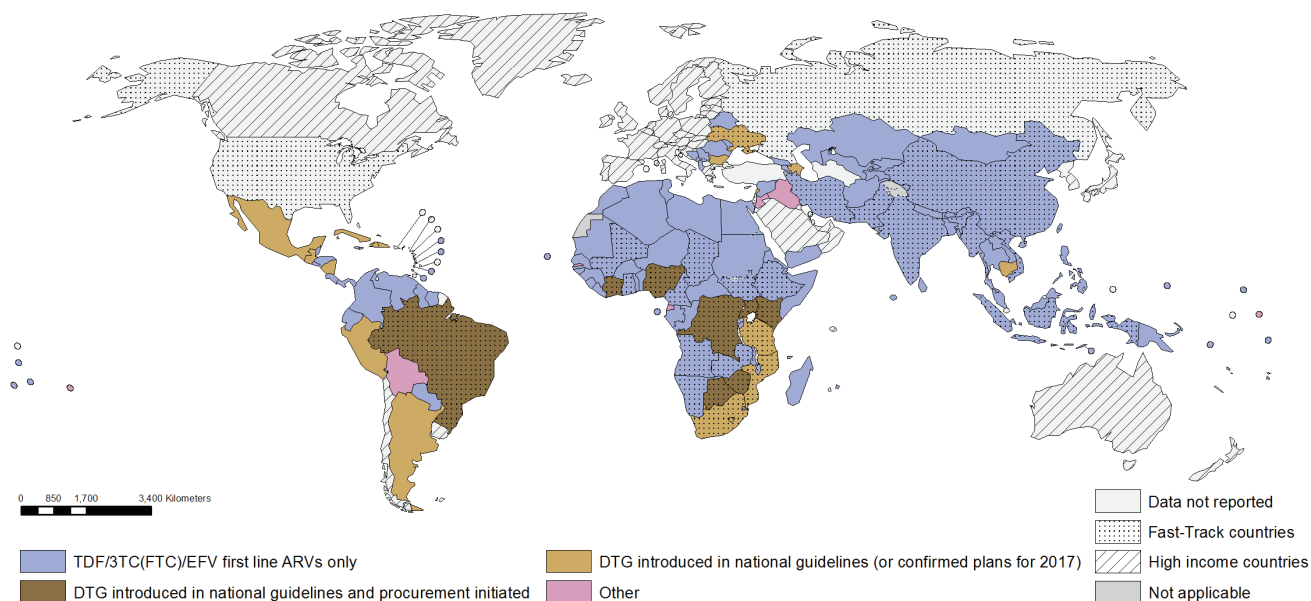
Implementation of Treat All policy for pregnant and breastfeeding women living with HIV (situation as of July 2017)



Global AIDS Monitoring (UNAIDS/WHO/UNICEF) and WHO HIV Country Intelligence Tool, 2017

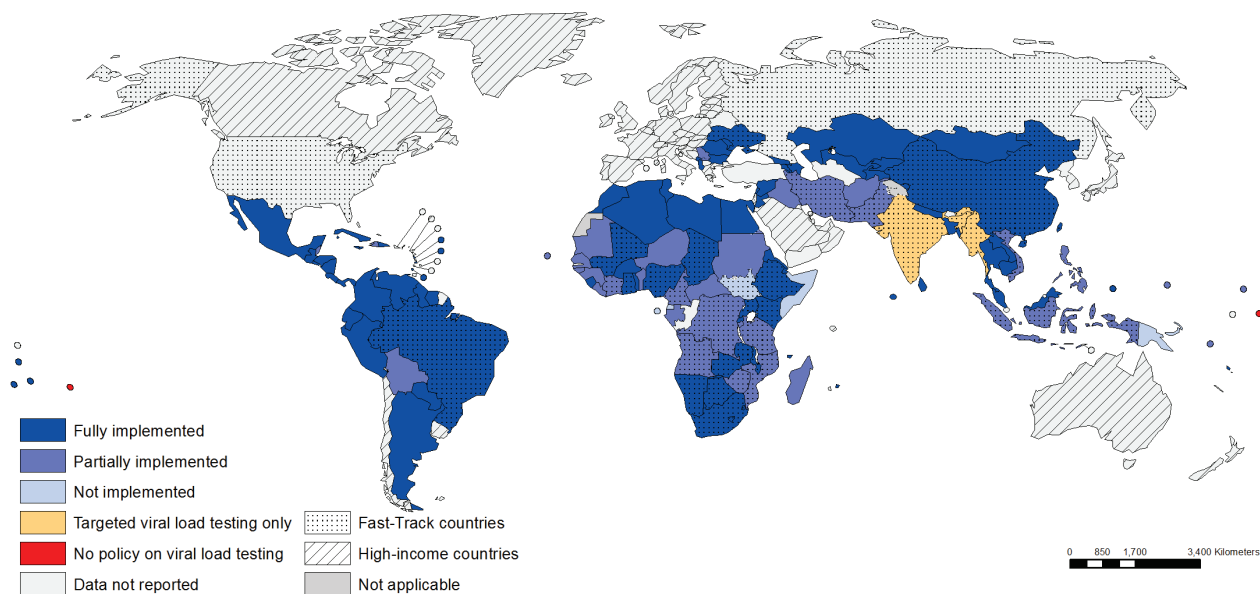


TDF/3TC(FTC)/EFV as the preferred first line ARV combination among adults and adolescents and initial shifts towards Dolutegravir (DTG) in low- and middle-income countries (situation as of July 2017)



Global AIDS Monitoring (UNAIDS/WHO/UNICEF) and WHO HIV Country Intelligence Tool, 2017

National policy on routine viral load testing for monitoring ART and level of implementation for adults and adolescents in low- and middle-income countries (situation as of July 2017)



Global AIDS Monitoring (UNAIDS/WHO/UNICEF) and WHO HIV Country Intelligence Tool, 2017

The designations employed and the presentation of the maps in this publication do not imply the expression of any opinion whatsoever on the part of the World Health Organization concerning the legal status of any country, territory, city or area or of its authorities, or concerning the delimitation of its frontiers or boundaries. Dotted and dashed lines on maps represent approximate border lines for which there may not yet be full agreement.

For more information, contact:

World Health Organization
 Department of HIV/AIDS
 20, avenue Appia
 1211 Geneva 27
 Switzerland

E-mail: hiv-aids@who.int
www.who.int/hiv
 WHO/HIV/2017.35
 © WHO 2017. Some rights reserved.
 This work is available under the
 CC BY_NC-SA 3.0 IGO licence.



FACT SHEET

**HIV TREATMENT
 AND CARE**